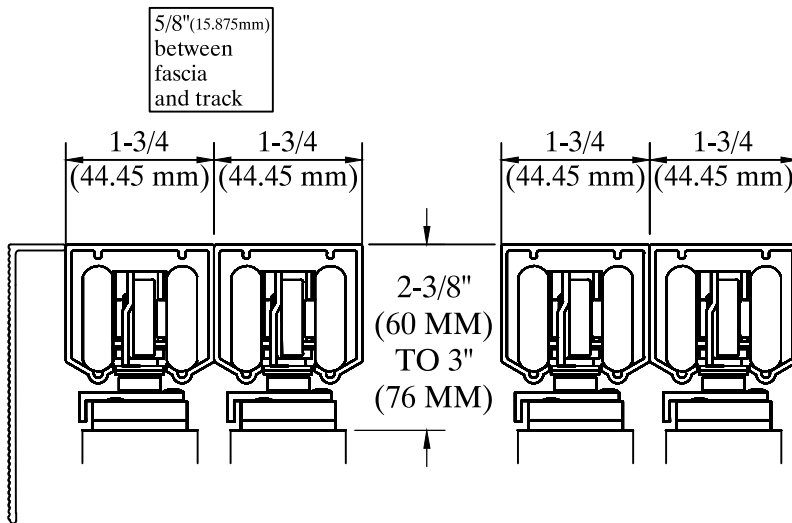


## 1-3/8"(34.93mm) THICK DOORS

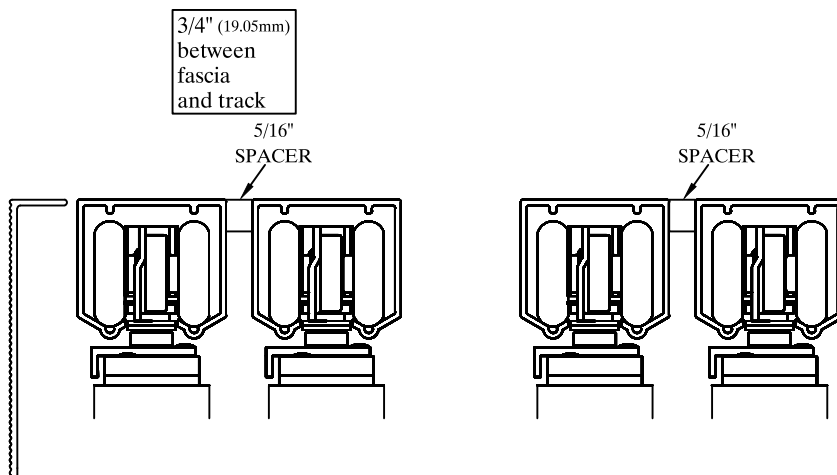
Two tracks



FLOOR CLEARANCE: Allow 1/2" (12.7mm) between door and finished floor.

## 1-3/4"(44.45mm) THICK DOORS

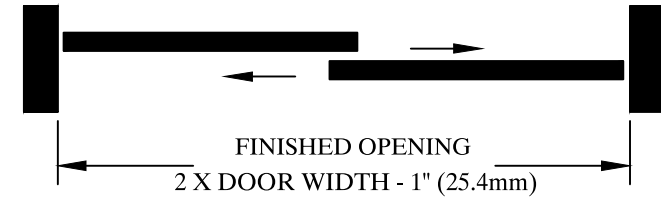
Two tracks



FLOOR CLEARANCE: Allow 1/2" (12.7mm) between door and finished floor.

## INSTALLATION INSTRUCTIONS

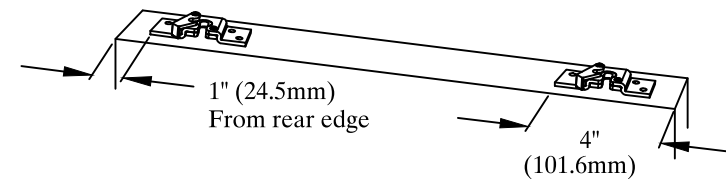
### 1. Prepare Finished Opening



### 2. Install Track & Rollers


Fascia track should be installed with no gap.  
Rollers must be inserted before track is mounted.

### 3. Mount Door Plates



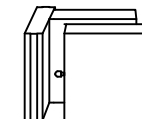
### 4. Hang and Adjust Door:

Attach door to rollers, Swing hanger into place.  
Turn adjusting bolt for height and plumb adjustments.



### 5. Install Door Guide, Stops and Pulls.

Two Door Installation  
with Door Stop



HAGER HINGE CO.  
139 Victor St.  
St. Louis, Mo. 63104



9827-INST 11-11-B\_1111